

Council Business Plan 2015/16

A New Way of Reporting



Add your username and password and click 'log in'

Clicking on the link in the email will take you to this page

Login

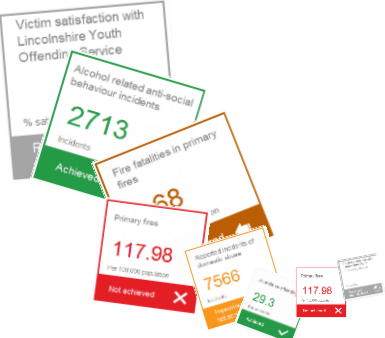
Please log in by entering your details below. You will then be redirected to the content you requested.

Username

Password

[Forgotten your login details?](#)

Login



Groups
Communities
Wellbeing
Businesses
Resources

Council Business Plan and Performance Dashboard

The Council Business Plan and Performance Dashboard will open

Welcome to the Lincolnshire County Council Performance Dashboard. Here you will find details of the Councils Business Plan and the performance measures that underpin it. The Plan sets out what the Council want to achieve over the next year.

Our Plan - We want to support a society where people contribute to their communities and are willing and able to look after themselves and others; a county where

Details for each area can be accessed clicking on the relevant image

Communities are safe and protected		Health and wellbeing is improved	
Businesses are supported to grow		We effectively target our resources	

Click on one of the images



- Groups
- Communities**
- Wellbeing
- Businesses
- Resources



Communities are safe and protected



A landing page will open, in this case the communities page

At any time, you can click the text in this table to open different areas without returning to the first page

Page 47

Protecting the Public

The purpose of this commissioning strategy is to create an environment that enables the people of Lincolnshire to succeed and prosper, to ensure the public feel protected and secure and that those that are most vulnerable are safeguarded.

[Show Performance](#)

Children are safe and Healthy

The purpose of this commissioning strategy is that children growing up in Lincolnshire are safe and healthy. We think this can be achieved by children growing up in homes where they feel safe and are supported to make decisions to live a healthier life.

[Show Performance](#)

Safeguarding Adults

The purpose of this commissioning strategy is that vulnerable adults' rights are protected so that everyone can live safely and free from abuse and neglect.

[Show Performance](#)

The commissioning strategies associated with communities are listed here

Click on any of the commissioning strategies



Children are safe and Healthy

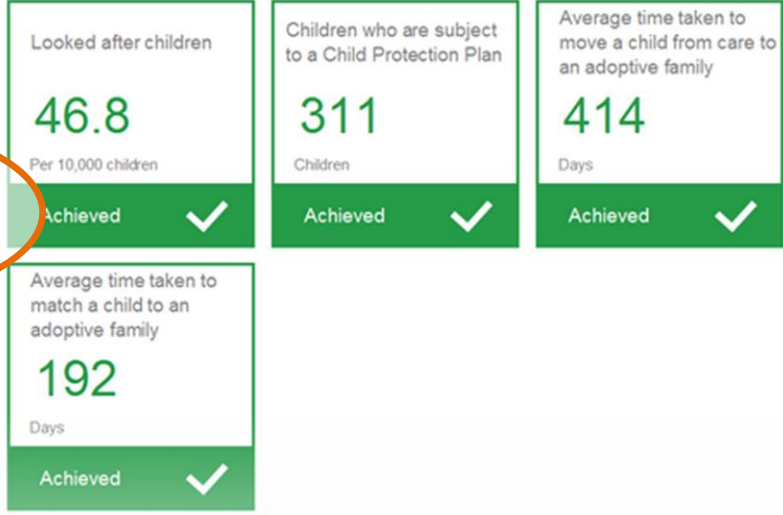
The purpose of this commissioning strategy is that children growing up in Lincolnshire are safe and healthy. We think this can be achieved by children growing up in homes where they feel safe and are supported to make decisions to live a healthier life.

Performance

Show Performance

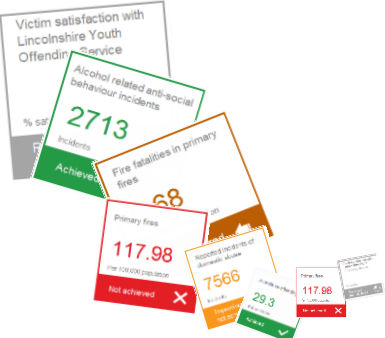
Clicking on the commissioning strategy will open a list of headline performance associated with that strategy

Children are safe and healthy

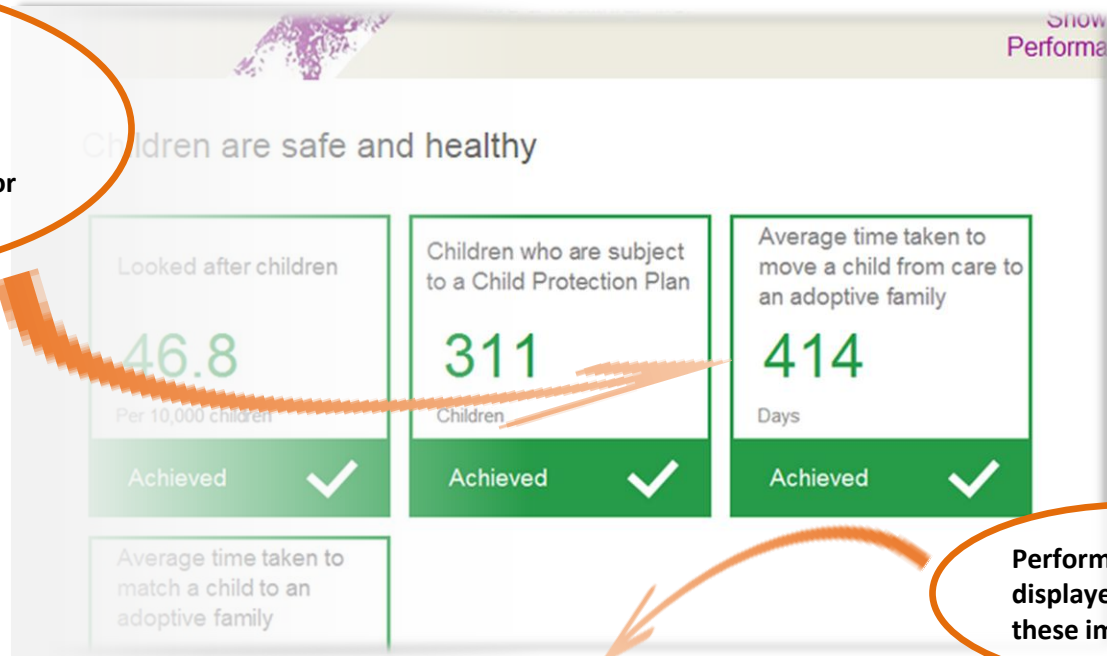


The text displayed here shows the outcome attributed to the strategy

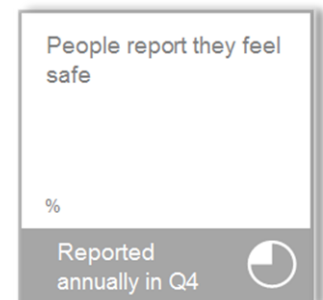
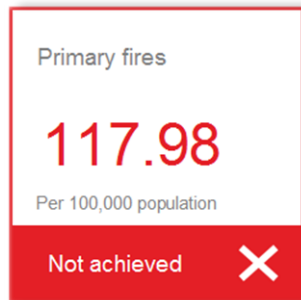
You can check the performance of a particular measure at a glance



Each image shows the name of the measure, the actual performance figure for the relevant quarter, what it is that we are measuring and whether or not the target was achieved



Performance is displayed using these images:



Children are safe and healthy



Click on the image to access more information



You can download the page as a PDF for printing

Download this report as a pdf

Page 51

A new page will open containing more details on the measure including a description

Scroll down the page to view more detailed information

SHOW Performance

Children are safe and healthy

Looked after children Children who are subject to a Child Protection Plan Average time taken to move a child from care to an adoptive family

Resources

Download this report as a pdf

Communities are safe and protected

Children are safe and healthy

Average time taken to move a child from care to an adoptive family

Average number of days between the child entering care and moving in with their adoptive family.

✓ Achieved

414 Days
Quarter 3 December 2015

Average time taken to move a child from care to an adoptive family

Days 460

Days 440

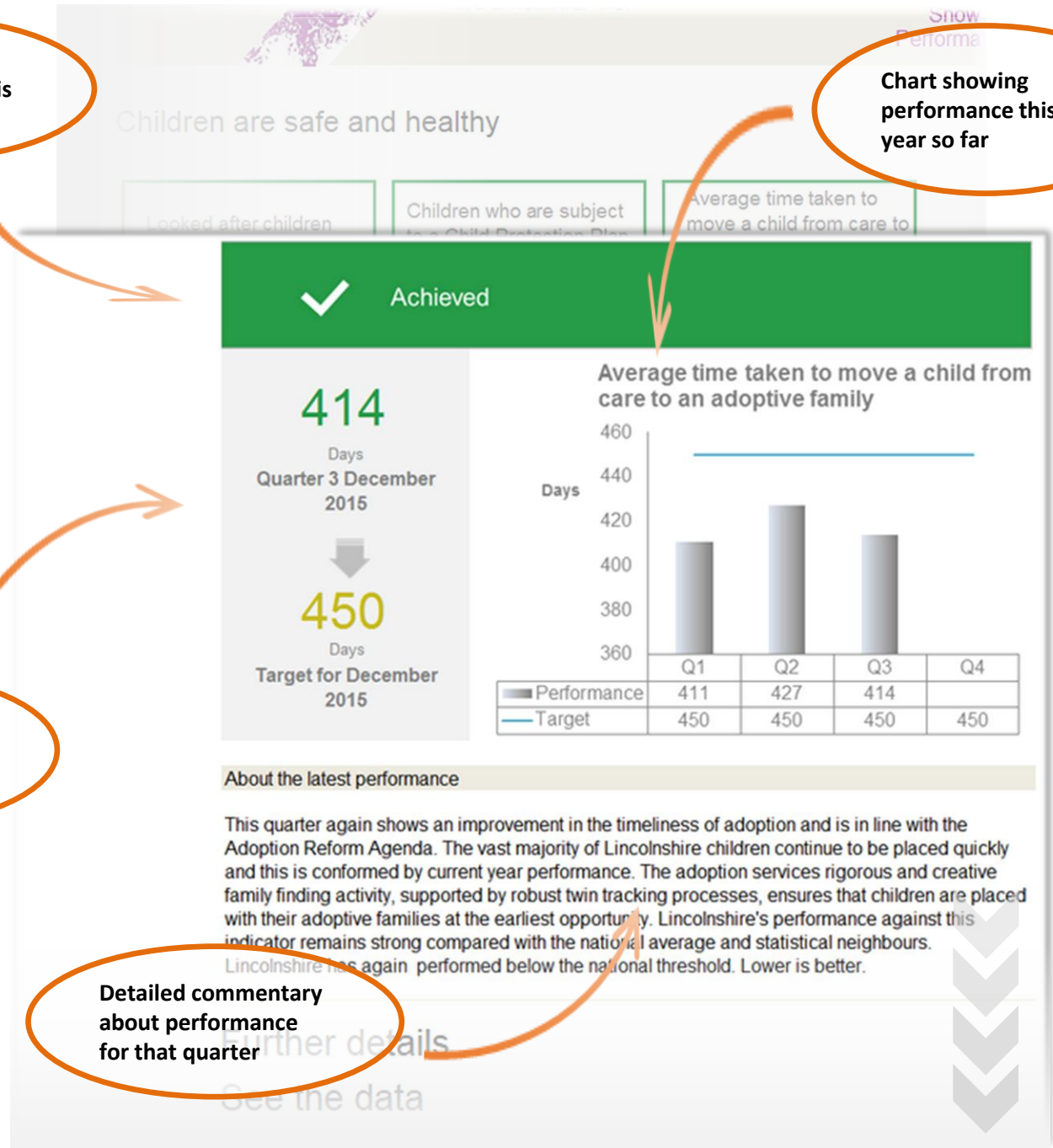


A banner showing performance for this quarter

Chart showing performance this year so far

Graphic showing quarterly target and actual figure

Detailed commentary about performance for that quarter



Children are safe and healthy

<p>Looked after children</p> <p>46.8</p> <p>Per 1,000 children</p> <p>Achieved ✓</p>	<p>Children who are subject to a Child Protection Plan</p> <p>311</p> <p>Children</p> <p>Achieved ✓</p>	<p>Average time taken to move a child from care to an adoptive family</p> <p>414</p> <p>Days</p> <p>Achieved ✓</p>
--	---	--

Click on the text to expand the line

- Further details
- See the data
- About the target
- About the target range
- About benchmarking



Children are safe and healthy

Looked after children

Children who are subject to a Child Protection Plan

Average time taken to move a child from care to

'Further details' reveals historical data for the measure

Further details

Time taken to move from care to adoptive family (days)



See the data

About the target

About the target range

About benchmarking



Children are safe and healthy

Looked after children

Children who are subject to a Child Protection Plan

Average time taken to move a child from care to an adoptive family

'See the data' shows a table of historical data for the measure

Further details

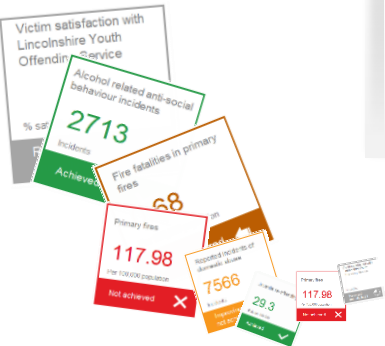
See the data

Measure Name	Average time taken to move a child from care to an adoptive family								
	2013-14				2014-15				Target for 15/16
	Q1	Q2	Q3	Q4	Q1	Q2	Q3	Q4	
Performance				511	506	482	478	455	
Target					475	475	475	475	450

About the target

About the target range

About benchmarking



'About the target' describes the rationale behind setting a target

Children are safe and healthy

Looked after children

Children who are subject to a Child Protection Plan

Average time taken to move a child from care to an adoptive family

Show Performance

Further details

See the data

About the target

This target was reduced by 25 days from the previous year's target. This would be in line with Cornwall who were ranked top of the similar local authorities. If we aspire to this we should be in the top quartile.

About the target range

About benchmarking



Children are safe and healthy

Looked after children

Children who are subject to a Child Protection Plan

Average time taken to move a child from care to an adoptive family

'About the target range' describes the rationale behind setting the target tolerances

Further details

See the data

About the target

About the target range

The value has been set to an upper level of 540 which should still retain our position in the top quartile. No lower value has been set. Achievement of this target would be deemed a considerable improvement

About benchmarking



'About benchmarking' shows how performance compares with other local authorities

Children are safe and healthy

Looked after children

Children who are subject to a Child Protection Plan

Average time taken to move a child from care to adoptive families

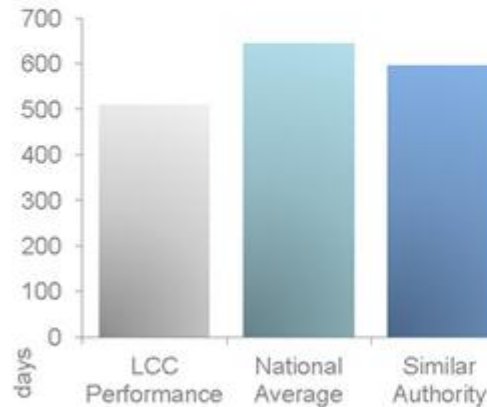
About the target

About the target range

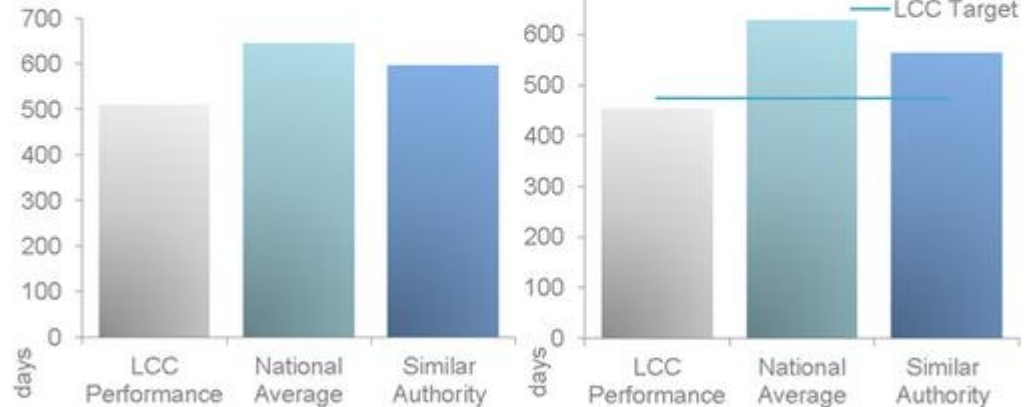
About benchmarking

We benchmark nationally and with similar Local Authorities. Benchmarking data is sourced from the national LAIT (Local Authority Interactive Tool).

Time taken to move from care to adoptive families (days), Q4 2013/14 comparison



Time taken to move from care to adoptive families (days), Q4 2014/15 comparison



	LCC Performance	National Average	Similar Authority	LCC Target
2013/14 Q4	511	647	597	
2014/15 Q4	455	628	565	475



Once you have read the details for the measure, click on the X to close the tab

